

COLONIAL INTERMEDIATE HIGH INCOME FUND  
Form N-Q  
April 27, 2007

**UNITED STATES  
SECURITIES AND EXCHANGE COMMISSION  
Washington, D.C. 20549**

OMB APPROVAL  
OMB Number: 3235-0578  
Expires: May 31, 2007  
Estimated average burden hours per  
response.....21.09

**FORM N-Q**

**QUARTERLY SCHEDULE OF PORTFOLIO HOLDINGS OF REGISTERED  
MANAGEMENT INVESTMENT COMPANY**

Investment Company Act file number 811-5567

Colonial Intermediate High Income Fund  
(Exact name of registrant as specified in charter)

One Financial Center, Boston, Massachusetts  
(Address of principal executive offices)

02111  
(Zip code)

James R. Bordewick, Jr., Esq.

Columbia Management Advisors, LLC

One Financial Center

Boston, MA 02111  
(Name and address of agent for service)

Registrant's telephone number, including area code: 1-617-426-3750

Date of fiscal year end: 11/30/2007

Date of reporting period: 2/28/2007

---

**Item 1. Schedule of Investments.**

---

## INVESTMENT PORTFOLIO

February 28, 2007 (Unaudited)

Colonial Intermediate High Income Fund

		Par (\$)	Value (\$)*
<b>Corporate Fixed-Income Bonds &amp; Notes</b>			
<b>121.6%</b>			
<b>BASIC MATERIALS 9.2%</b>			
<b>Chemicals 5.1%</b>			
<b>Agricultural Chemicals 0.7%</b>			
	<b>Mosaic Co.</b>		
	7.375% 12/01/14(a)	120,000	123,900
	7.625% 12/01/16(a)	445,000	463,913
			587,813
<b>Chemicals-Diversified 3.6%</b>			
	<b>BCP Crystal US Holdings Corp.</b>		
	9.625% 06/15/14	215,000	238,919
	<b>EquiStar Chemicals LP</b>		
	10.625% 05/01/11	345,000	364,837
	<b>Huntsman International LLC</b>		
	6.875% 11/15/13(a)	200,000	272,610
	7.875% 11/15/14(a)	285,000	294,975
	<b>Ineos Group Holdings PLC</b>		
	7.875% 02/15/16(a)	165,000	205,525
	8.500% 02/15/16(a)	265,000	257,713
	<b>Innophos Investments Holdings, Inc.</b>		
	PIK,		
	13.380% 02/15/15(b)	112,508	117,711
	<b>Lyondell Chemical Co.</b>		
	8.000% 09/15/14	250,000	263,125
	8.250% 09/15/16	380,000	408,500
	<b>NOVA Chemicals Corp.</b>		
	6.500% 01/15/12	425,000	403,750
			2,827,665
<b>Chemicals-Specialty 0.8%</b>			
	<b>Chemtura Corp.</b>		
	6.875% 06/01/16	365,000	354,050
	<b>Rhodia SA</b>		
	8.875% 06/01/11	271,000	283,872
			637,922
		Chemicals Total	4,053,400
<b>Forest Products &amp; Paper 2.8%</b>			
<b>Paper &amp; Related Products 2.8%</b>			
	<b>Abitibi-Consolidated, Inc.</b>		
	8.375% 04/01/15	380,000	369,550
	<b>Boise Cascade LLC</b>		
	7.125% 10/15/14	190,000	186,200



**BASIC MATERIALS (continued)**

**Forest Products & Paper (continued)**




**Paper & Related Products (continued)**

Edgar Filing: COLONIAL INTERMEDIATE HIGH INCOME FUND - Form N-Q

<b>Domtar, Inc.</b>			
	7.125% 08/15/15	330,000	331,237
<b>Georgia-Pacific Corp.</b>			
	8.000% 01/15/24	530,000	540,600
<b>Neenah Paper, Inc.</b>			
	7.375% 11/15/14	130,000	126,100
<b>NewPage Corp.</b>			
	10.000% 05/01/12	195,000	212,550
	12.000% 05/01/13	190,000	207,100
<b>Norske Skog</b>			
	8.625% 06/15/11	190,000	193,800
			2,167,137
Forest Products & Paper Total			2,167,137
<b>Iron/Steel 0.4%</b>			

**Steel-Producers 0.2%**





**Steel Dynamics, Inc.**

9.500% 03/15/09

160,000

164,000

164,000

**Steel-Specialty 0.2%**

Edgar Filing: COLONIAL INTERMEDIATE HIGH INCOME FUND - Form N-Q

<b>UCAR Finance, Inc.</b>			
	10.250% 02/15/12	156,000	164,190
			164,190
Iron/Steel Total			328,190
<b>Metals &amp; Mining</b>	<b>0.9%</b>		

**Diversified Minerals 0.9%**




Edgar Filing: COLONIAL INTERMEDIATE HIGH INCOME FUND - Form N-Q

<b>FMG Finance Ltd.</b>			
	10.625% 09/01/16(a)	605,000	695,750
			695,750
Metals & Mining Total			695,750
		BASIC MATERIALS TOTAL	7,244,477

**COMMUNICATIONS** 26.7%

**Media** 10.8%

**Broadcast Services/Programs 0.7%**



Edgar Filing: COLONIAL INTERMEDIATE HIGH INCOME FUND - Form N-Q

**Clear Channel Communications, Inc.**

4.900% 05/15/15	230,000	194,457
5.500% 12/15/16	365,000	314,957
		509,414

Corporate Fixed-Income Bonds & Notes (continued)	Par (\$)	Value (\$)
[Redacted content]		



**COMMUNICATIONS (continued)**

**Media (continued)**



**Cable TV 4.8%**

Atlantic Broadband Finance LLC



Edgar Filing: COLONIAL INTERMEDIATE HIGH INCOME FUND - Form N-Q

	9.375% 01/15/14	305,000	312,625
<b>Charter Communications Holdings I LLC</b>			
	9.920% 04/01/14	770,000	710,325
	11.000% 10/01/15	285,000	296,400
<b>Charter Communications Holdings II LLC</b>			
	10.250% 09/15/10	345,000	363,112
<b>CSC Holdings, Inc.</b>			
	7.625% 04/01/11	585,000	601,087
<b>DirecTV Holdings LLC</b>			
	6.375% 06/15/15	435,000	418,144
<b>EchoStar DBS Corp.</b>			
	6.625% 10/01/14	605,000	611,050
<b>Insight Midwest LP</b>			
	9.750% 10/01/09	42,000	42,735
	9.750% 10/01/09	101,000	102,768
<b>Telenet Group Holding NV</b>			
	(c) 06/15/14(a)		
	(11.500% 12/15/08)	368,000	339,480
			3,797,726
<b>Multimedia 1.4%</b>			

Edgar Filing: COLONIAL INTERMEDIATE HIGH INCOME FUND - Form N-Q

<b>Advanstar Communications, Inc.</b>			
	12.000% 02/15/11	35,000	36,312
	15.000% 10/15/11	310,000	322,400
<b>Lamar Media Corp.</b>			
	6.625% 08/15/15	360,000	354,600
<b>Quebecor Media, Inc.</b>			
	7.750% 03/15/16	410,000	420,250
			1,133,562

**Publishing-Periodicals 3.4%**




Edgar Filing: COLONIAL INTERMEDIATE HIGH INCOME FUND - Form N-Q

<b>Dex Media West LLC</b>			
	9.875% 08/15/13	739,000	804,586
<b>Dex Media, Inc.</b>			
	(c) 11/15/13		
	(9.000% 11/15/08)	250,000	231,250
<b>Idearc, Inc.</b>			
	8.000% 11/15/16(a)	390,000	400,725
<b>PriMedia, Inc.</b>			
	8.000% 05/15/13	510,000	524,025
<b>R.H. Donnelley Corp.</b>			
	8.875% 01/15/16	290,000	309,575

	Par (\$)	Value (\$)
<b>Corporate Fixed-Income Bonds &amp; Notes</b> <b>(continued)</b>		

**COMMUNICATIONS (continued)**

**Media (continued)**





**Publishing-Periodicals (continued)**

Edgar Filing: COLONIAL INTERMEDIATE HIGH INCOME FUND - Form N-Q

<b>Reader s Digest Association, Inc.</b>			
	9.000% 02/15/17	370,000	367,688
<b>Radio</b>	<b>0.5%</b>		2,637,849

Edgar Filing: COLONIAL INTERMEDIATE HIGH INCOME FUND - Form N-Q

<b>CMP Susquehanna Corp.</b>			
	9.875% 05/15/14(a)	355,000	364,762
Media Total			364,762
<b>Telecommunication Services</b>	<b>15.9%</b>		8,443,313


**Cellular Telecommunications** 7.0%

Edgar Filing: COLONIAL INTERMEDIATE HIGH INCOME FUND - Form N-Q

<b>Cricket Communications, Inc.</b>			
	9.375% 11/01/14(a)	610,000	643,550
<b>Digicel Group Ltd.</b>			
	8.875% 01/15/15(a)	295,000	287,994
	PIK,		
	9.125% 01/15/15(a)	370,000	360,288
<b>Dobson Cellular Systems, Inc.</b>			
	8.375% 11/01/11	400,000	425,000
	9.875% 11/01/12	510,000	554,625
<b>Horizon PCS, Inc.</b>			
	11.375% 07/15/12	190,000	210,900
<b>iPCS Escrow Co.</b>			
	11.500% 05/01/12	170,000	187,850
<b>MetroPCS Wireless, Inc.</b>			
	9.250% 11/01/14(a)	585,000	614,250
<b>Orascom Telecom Finance SCA</b>			
	7.875% 02/08/14(a)	225,000	226,406
<b>Rogers Wireless, Inc.</b>			
	8.000% 12/15/12	210,000	223,913
	9.750% 06/01/16	385,000	487,025
<b>Rural Cellular Corp.</b>			
	9.750% 01/15/10	65,000	66,706
	11.110% 11/01/12(b)	320,000	332,800
<b>US Unwired, Inc.</b>			
	10.000% 06/15/12	500,000	547,026
<b>Wind Acquisition Financial SA</b>			
	PIK,		
	12.610% 12/21/11	295,000	302,375
			5,470,708

Corporate Fixed-Income Bonds & Notes (continued)	Par (\$)	Value (\$)
[Redacted content]		

**COMMUNICATIONS (continued)**  
**Telecommunication Services (continued)**



**Satellite Telecommunications** 1.9%



Edgar Filing: COLONIAL INTERMEDIATE HIGH INCOME FUND - Form N-Q

<b>Inmarsat Finance II PLC</b>			
	(c) 11/15/12		
	(10.375% 11/15/08)	460,000	431,250
<b>Intelsat Bermuda, Ltd.</b>			
	11.250% 06/15/16(a)	490,000	554,925
<b>Intelsat Intermediate Holdings Co., Ltd.</b>			
	(c) 02/01/15		
	(9.250% 02/01/10)	330,000	273,075
<b>PanAmSat Corp.</b>			
	9.000% 08/15/14	226,000	244,080
			1,503,330
<b>Telecommunication Equipment</b>	<b>0.5%</b>		

Edgar Filing: COLONIAL INTERMEDIATE HIGH INCOME FUND - Form N-Q

<b>Lucent Technologies, Inc.</b>				
	6.450%	03/15/29	475,000	432,250
<b>Telecommunication Services</b>	<b>2.4%</b>			432,250

Edgar Filing: COLONIAL INTERMEDIATE HIGH INCOME FUND - Form N-Q

<b>Embarq Corp.</b>			
	7.082% 06/01/16	160,000	165,450
	7.995% 06/01/36	165,000	175,187
<b>Nordic Telephone Co. Holdings ApS</b>			
	8.250% 05/01/16(a)	240,000	351,746
<b>Syniverse Technologies, Inc.</b>			
	7.750% 08/15/13	260,000	261,300
<b>Time Warner Telecom Holdings, Inc.</b>			
	9.250% 02/15/14	380,000	407,550
<b>West Corp.</b>			
	11.000% 10/15/16(a)	515,000	557,488
			1,918,721

**Telephone-Integrated 4.1%**

Edgar Filing: COLONIAL INTERMEDIATE HIGH INCOME FUND - Form N-Q

<b>Cincinnati Bell, Inc.</b>			
	7.000% 02/15/15	360,000	358,650
<b>Citizens Communications Co.</b>			
	7.875% 01/15/27(a)	325,000	338,812
<b>Qwest Communications International, Inc.</b>			
	7.500% 02/15/14	250,000	259,063
<b>Qwest Corp.</b>			
	7.500% 10/01/14	145,000	153,881
	7.500% 06/15/23	575,000	582,906
	8.875% 03/15/12	515,000	569,075



**COMMUNICATIONS (continued)**

**Telecommunication Services (continued)**



**Telephone-Integrated** (continued)

Edgar Filing: COLONIAL INTERMEDIATE HIGH INCOME FUND - Form N-Q

<b>US LEC Corp.</b>			
	13.870% 10/01/09(b)	225,000	237,938
<b>Virgin Media Finance PLC</b>			
	8.750% 04/15/14	180,000	187,650
<b>Windstream Corp.</b>			
	8.625% 08/01/16	470,000	514,650
			3,202,625
Telecommunication Services Total			12,527,634
		COMMUNICATIONS TOTAL	20,970,947



**CONSUMER CYCLICAL 22.8%**

**Apparel 2.1%**



**Apparel Manufacturers 2.1%**

Edgar Filing: COLONIAL INTERMEDIATE HIGH INCOME FUND - Form N-Q

<b>Broder Brothers Co.</b>			
	11.250% 10/15/10	260,000	263,250
<b>Hanesbrands, Inc.</b>			
	8.734% 12/15/14(a)(b)	220,000	224,950
<b>Levi Strauss &amp; Co.</b>			
	9.750% 01/15/15	645,000	709,500
<b>Phillips-Van Heusen Corp.</b>			
	7.250% 02/15/11	400,000	407,000
	8.125% 05/01/13	60,000	63,000
			1,667,700
Apparel Total			1,667,700
<b>Auto Manufacturers</b>	<b>1.1%</b>		

**Auto-Cars/Light Trucks 1.1%**



Edgar Filing: COLONIAL INTERMEDIATE HIGH INCOME FUND - Form N-Q

<b>Ford Motor Co.</b>			
	7.450% 07/16/31	390,000	312,975
<b>General Motors Corp.</b>			
	8.375% 07/15/33	560,000	519,400
			832,375
Auto Manufacturers Total			832,375
<b>Auto Parts &amp; Equipment</b>			<b>2.4%</b>

**Auto/Truck Parts & Equipment-Original**

**1.3%**



Edgar Filing: COLONIAL INTERMEDIATE HIGH INCOME FUND - Form N-Q

---

<b>ArvinMeritor, Inc.</b>	8.125% 09/15/15	265,000	268,975
<b>HLI Operating Co., Inc.</b>	10.500% 06/15/10	340,000	350,200

---





**CONSUMER CYCLICAL (continued)**  
**Auto Parts & Equipment (continued)**



**Auto/Truck Parts & Equipment-Original  
(continued)**

**TRW Automotive, Inc.**

9.375% 02/15/13

350,000

375,812

994,987

**Auto/Truck Parts & Equipment-Replacement**  
**0.4%**

**Commercial Vehicle Group**

8.000% 07/01/13

305,000

307,288

307,288

**Rubber-Tires 0.7%**

Edgar Filing: COLONIAL INTERMEDIATE HIGH INCOME FUND - Form N-Q

<b>Goodyear Tire &amp; Rubber Co.</b>			
	8.625% 12/01/11(a)	165,000	175,312
	9.000% 07/01/15	375,000	407,344
			582,656
Auto Parts & Equipment Total			1,884,931
<b>Distribution/Wholesale</b>	<b>0.3%</b>		

**Distribution/Wholesale 0.3%**

Edgar Filing: COLONIAL INTERMEDIATE HIGH INCOME FUND - Form N-Q

<b>Buhrmann US, Inc.</b>	7.875% 03/01/15	230,000	230,575
			230,575
Distribution/Wholesale Total			230,575
<b>Entertainment 2.1%</b>			

**Gambling (Non-Hotel) 0.4%**



Edgar Filing: COLONIAL INTERMEDIATE HIGH INCOME FUND - Form N-Q

<b>Global Cash Access LLC</b>			
	8.750% 03/15/12	332,000	348,600
<b>Music</b>	<b>1.2%</b>		348,600

Edgar Filing: COLONIAL INTERMEDIATE HIGH INCOME FUND - Form N-Q

<b>Steinway Musical Instruments, Inc.</b>			
	7.000% 03/01/14(a)	350,000	343,000
<b>WMG Acquisition Corp.</b>			
	7.375% 04/15/14	330,000	320,100
<b>WMG Holdings Corp.</b>			
	(c) 12/15/14		
	(9.500% 12/15/09)	365,000	286,525
			949,625
<b>Resorts/Theme Parks</b>	<b>0.5%</b>		

Edgar Filing: COLONIAL INTERMEDIATE HIGH INCOME FUND - Form N-Q

<b>Six Flags, Inc.</b>			
	9.625% 06/01/14	370,000	357,975
			357,975
Entertainment Total			1,656,200

	Par (\$)	Value (\$)
<b>Corporate Fixed-Income Bonds &amp; Notes</b> <b>(continued)</b>		

**CONSUMER CYCLICAL (continued)**

**Home Builders 0.8%**




**Building-Residential/Commercial 0.8%**

Edgar Filing: COLONIAL INTERMEDIATE HIGH INCOME FUND - Form N-Q

<b>K. Hovnanian Enterprises, Inc.</b>			
	6.375% 12/15/14	235,000	222,663
	8.875% 04/01/12	170,000	174,250
<b>KB Home</b>			
	5.875% 01/15/15	290,000	272,969
Home Builders Total			669,882
<b>Home Furnishings 0.4%</b>			669,882

**Home Furnishings 0.4%**





Edgar Filing: COLONIAL INTERMEDIATE HIGH INCOME FUND - Form N-Q

<b>Sealy Mattress Co.</b>			
	8.250% 06/15/14	330,000	348,150
Home Furnishings Total			348,150
<b>Housewares 0.3%</b>			348,150

Housewares 0.3%



Edgar Filing: COLONIAL INTERMEDIATE HIGH INCOME FUND - Form N-Q

<b>Vitro SA de CV</b>			
	9.125% 02/01/17(a)	200,000	204,000
			204,000
Housewares Total			204,000
<b>Leisure Time 1.3%</b>			

**Cruise Lines** 0.7%



**Royal Caribbean Cruises Ltd.**

7.000% 06/15/13

535,000

554,830

554,830

**Leisure & Recreational Products 0.3%**

**K2, Inc.**

7.375% 017/01/14

245,000

247,450

247,450

**Recreational Centers 0.3%**

Edgar Filing: COLONIAL INTERMEDIATE HIGH INCOME FUND - Form N-Q

---

<b>Town Sports International, Inc.</b>	(c) 02/01/14		
	(11.000% 02/01/09)	286,000	253,825
			253,825
Leisure Time Total			1,056,105

---

Corporate Fixed-Income Bonds & Notes (continued)	Par (\$)	Value (\$)
[Redacted content]		



**CONSUMER CYCLICAL (continued)**

**Lodging 8.1%**



**Casino Hotels 8.1%**

## Edgar Filing: COLONIAL INTERMEDIATE HIGH INCOME FUND - Form N-Q

<b>Buffalo Thunder Development Authority</b>	9.375% 12/15/14(a)	220,000	227,150
<b>Caesars Entertainment, Inc.</b>	7.875% 03/15/10	300,000	316,500
<b>Chukchansi Economic Development Authority</b>	8.877% 11/15/12(a)(b)	275,000	282,906
<b>Circus &amp; Eldorado/Silver Legacy Capital Corp.</b>	10.125% 03/01/12	300,000	315,189
<b>Galaxy Entertainment Finance Co., Ltd.</b>	9.875% 12/15/12(a)	350,000	381,938
<b>Greektown Holdings LLC</b>	10.750% 12/01/13(a)	620,000	663,400
<b>Harrah s Operating Co., Inc.</b>	5.625% 06/01/15	145,000	125,425
<b>Jacobs Entertainment, Inc.</b>	9.750% 06/15/14	440,000	462,000
<b>Las Vegas Sands Corp.</b>	6.375% 02/15/15	390,000	376,350
<b>MGM Mirage</b>	7.625% 01/15/17	745,000	754,312
<b>Mohegan Tribal Gaming Authority</b>	6.875% 02/15/15	45,000	45,225
<b>Pinnacle Entertainment, Inc.</b>	8.250% 03/15/12	575,000	592,250
<b>Pokagon Gaming Authority</b>	10.375% 06/15/14(a)	200,000	219,000
<b>Seminole Hard Rock Entertainment, Inc.</b>	7.860% 03/15/14	340,000	342,125
<b>Snoqualmie Entertainment Authority</b>	9.125% 02/01/15(a)	75,000	77,438
	9.150% 02/01/14(a)(b)	75,000	76,125
<b>Station Casinos, Inc.</b>	6.625% 03/15/18	465,000	421,406
<b>Wimar Opco LLC</b>	9.625% 12/15/14(a)	240,000	241,500



**CONSUMER CYCLICAL (continued)**

**Lodging (continued)**



**Casino Hotels (continued)**

Edgar Filing: COLONIAL INTERMEDIATE HIGH INCOME FUND - Form N-Q

<b>Wynn Las Vegas LLC</b>			
	6.625% 12/01/141	450,000	445,500
			6,365,739
Lodging Total			6,365,739
<b>Retail 3.5%</b>			

**Retail-Arts & Crafts 0.4%**




Edgar Filing: COLONIAL INTERMEDIATE HIGH INCOME FUND - Form N-Q

<b>Michaels Stores, Inc.</b>				
	11.375%	11/01/16(a)	285,000	309,225
				309,225
<b>Retail-Automobiles</b>	<b>1.2%</b>			

Edgar Filing: COLONIAL INTERMEDIATE HIGH INCOME FUND - Form N-Q

<b>Asbury Automotive Group, Inc.</b>			
	8.000% 03/15/14	360,000	367,650
<b>AutoNation, Inc.</b>			
	7.000% 04/15/14	140,000	141,925
	7.360% 04/15/13(b)	85,000	86,275
<b>United Auto Group, Inc.</b>			
	7.750% 12/15/16(a)	365,000	371,387
			967,237

**Retail-Drug Stores 0.5%**



**Rite Aid Corp.**

7.500% 01/15/15

360,000

358,200

358,200

**Retail-Propane Distributors 0.4%**

**AmeriGas Partners LP**

7.125% 05/20/16

300,000

301,500

301,500

**Retail-Restaurants 1.0%**

Edgar Filing: COLONIAL INTERMEDIATE HIGH INCOME FUND - Form N-Q

<b>Buffets, Inc.</b>			
	12.500% 11/01/14	290,000	304,500
<b>Dave &amp; Buster s, Inc.</b>			
	11.250% 03/15/14	190,000	199,025
<b>Landry s Restaurants, Inc.</b>			
	7.500% 12/15/14	305,000	303,475
			807,000
Retail Total			2,743,162

	Par (\$)	Value (\$)
<b>Corporate Fixed-Income Bonds &amp; Notes</b> <b>(continued)</b>		

**CONSUMER CYCLICAL (continued)**


**Textiles 0.4%**



**Textile-Products** 0.4%



**INVISTA**



Edgar Filing: COLONIAL INTERMEDIATE HIGH INCOME FUND - Form N-Q

	9.250% 05/01/12(a)	285,000	303,525
			303,525
Textiles Total			303,525
		CONSUMER CYCLICAL TOTAL	17,962,344

**CONSUMER NON-CYCLICAL 19.2%**

**Agriculture 0.5%**



**Tobacco 0.5%**

<b>Reynolds American, Inc.</b>			
	7.625% 06/01/16	345,000	374,712
Agriculture Total			374,712
<b>Beverages 1.0%</b>			374,712

**Beverages-Non-Alcoholic 0.4%**

Edgar Filing: COLONIAL INTERMEDIATE HIGH INCOME FUND - Form N-Q


<b>Cott Beverages, Inc.</b>			
	8.000% 12/15/11	270,000	276,413
			276,413
<b>Beverages-Wine/Spirits</b>	<b>0.6%</b>		

Edgar Filing: COLONIAL INTERMEDIATE HIGH INCOME FUND - Form N-Q

<b>Constellation Brands, Inc.</b>			
	7.250% 09/01/16	295,000	306,062
	8.125% 01/15/12	195,000	202,800
			508,862
<b>Beverages Total</b>			<b>785,275</b>
<b>Biotechnology</b>	<b>0.5%</b>		



**Medical-Biomedical/Gen** 0.5%



Edgar Filing: COLONIAL INTERMEDIATE HIGH INCOME FUND - Form N-Q

<b>Bio-Rad Laboratories, Inc.</b>	7.500% 08/15/13	385,000	396,550
			396,550
Biotechnology Total			396,550
Commercial Services	5.5%		

**Commercial Services 0.5%**



**Iron Mountain, Inc.**

7.750% 01/15/15

350,000

357,875

357,875

**Commercial Services-Finance 0.3%**

**ACE Cash Express, Inc.**

10.250% 10/01/14(a)

250,000

257,500

257,500

	Par (\$)	Value (\$)
<b>Corporate Fixed-Income Bonds &amp; Notes</b> <b>(continued)</b>		

**CONSUMER NON-CYCLICAL (continued)**

**Commercial Services (continued)**




**Funeral Services & Related Items** 0.2%



Edgar Filing: COLONIAL INTERMEDIATE HIGH INCOME FUND - Form N-Q

<b>Service Corp. International</b>			
	6.750% 04/01/16	95,000	94,763
	7.375% 10/01/14	50,000	52,375
			147,138

**Printing-Commercial 1.0%**



Edgar Filing: COLONIAL INTERMEDIATE HIGH INCOME FUND - Form N-Q

<b>Quebecor World Capital Corp.</b>	8.750% 03/15/16(a)	510,000	521,475
<b>Quebecor World, Inc.</b>	9.750% 01/15/15(a)	250,000	264,375
			785,850

**Private Corrections 1.0%**

Edgar Filing: COLONIAL INTERMEDIATE HIGH INCOME FUND - Form N-Q

<b>Corrections Corp. of America</b>	6.250% 03/15/13	360,000	359,100
<b>GEO Group, Inc.</b>	8.250% 07/15/13	435,000	452,400
			811,500

**Rental Auto/Equipment 2.5%**

Edgar Filing: COLONIAL INTERMEDIATE HIGH INCOME FUND - Form N-Q

<b>Ashtead Capital, Inc.</b>			
	9.000% 08/15/16(a)	150,000	162,000
<b>Ashtead Holdings PLC</b>			
	8.625% 08/01/15(a)	350,000	371,875
<b>Hertz Corp.</b>			
	8.875% 01/01/14	375,000	404,062
<b>Rental Services Corp.</b>			
	9.500% 12/01/14(a)	470,000	500,550
<b>United Rentals North America, Inc.</b>			
	6.500% 02/15/12	295,000	296,475
	7.750% 11/15/13	210,000	214,725
			1,949,687
Commercial Services Total			4,309,550
<b>Cosmetics/Personal Care</b>	<b>1.2%</b>		

**Cosmetics & Toiletries 1.2%**

Edgar Filing: COLONIAL INTERMEDIATE HIGH INCOME FUND - Form N-Q

<b>DEL Laboratories, Inc.</b>	8.000% 02/01/12	355,000	338,137
<b>Elizabeth Arden, Inc.</b>	7.750% 01/15/14	380,000	389,500




**CONSUMER NON-CYCLICAL (continued)**  
**Cosmetics/Personal Care (continued)**





**Cosmetics & Toiletries (continued)**


**Sally Holdings LLC**



Edgar Filing: COLONIAL INTERMEDIATE HIGH INCOME FUND - Form N-Q

	10.500% 11/15/16(a)	185,000	191,475
			919,112
Cosmetics/Personal Care Total			919,112

**Food 2.0%**



**Food-Confectionery 0.2%**

Edgar Filing: COLONIAL INTERMEDIATE HIGH INCOME FUND - Form N-Q

<b>Merisant Co.</b>			
	9.500% 07/15/13	215,000	147,006
<b>Food-Dairy Products</b>	<b>0.4%</b>		147,006

Edgar Filing: COLONIAL INTERMEDIATE HIGH INCOME FUND - Form N-Q

<b>Dean Foods Co.</b>			
	7.000% 06/01/16	295,000	304,588
			304,588
<b>Food-Miscellaneous/Diversified</b>	<b>1.4%</b>		

Edgar Filing: COLONIAL INTERMEDIATE HIGH INCOME FUND - Form N-Q

<b>Dole Food Co., Inc.</b>			
	8.625% 05/01/09	352,000	352,880
<b>Pinnacle Foods Holding Corp.</b>			
	8.250% 12/01/13	470,000	505,250
<b>Reddy Ice Holdings, Inc.</b>			
	(c) 11/01/12		
	(10.500% 11/01/08)	315,000	285,075
			1,143,205
Food Total			1,594,799
<b>Healthcare Services</b>	<b>3.7%</b>		

**Dialysis Centers** 0.5%



Edgar Filing: COLONIAL INTERMEDIATE HIGH INCOME FUND - Form N-Q

<b>DaVita, Inc.</b>			
	7.250% 03/15/15	380,000	383,800
			383,800
<b>Medical-Hospitals</b>	<b>2.0%</b>		

Edgar Filing: COLONIAL INTERMEDIATE HIGH INCOME FUND - Form N-Q


<b>HCA, Inc.</b>			
	9.250% 11/15/16(a)	390,000	417,788
	PIK,		
	9.625% 11/15/16(a)	600,000	648,000
<b>Tenet Healthcare Corp.</b>			
	9.875% 07/01/14	515,000	524,012
			1,589,800
<b>Medical-Outpatient/Home Medical 0.2%</b>			

<b>Select Medical Corp.</b>			
	7.625% 02/01/15	205,000	180,400
			180,400



**CONSUMER NON-CYCLICAL (continued)**

**Healthcare Services (continued)**



**MRI/Medical Diagnostic Imaging 0.3%**

Edgar Filing: COLONIAL INTERMEDIATE HIGH INCOME FUND - Form N-Q

<b>MedQuest, Inc.</b>			
	11.875% 08/15/12	255,000	232,050
<b>Physician Practice Management</b>	<b>0.7%</b>		232,050

Edgar Filing: COLONIAL INTERMEDIATE HIGH INCOME FUND - Form N-Q

<b>US Oncology Holdings, Inc.</b>			
	10.675% 03/15/15(b)	145,000	148,263
<b>US Oncology, Inc.</b>			
	9.000% 08/15/12	395,000	417,712
			565,975
Healthcare Services Total			2,952,025
<b>Household Products/Wares 1.9%</b>			



**Consumer Products-Miscellaneous 1.9%**

Edgar Filing: COLONIAL INTERMEDIATE HIGH INCOME FUND - Form N-Q

<b>American Greetings Corp.</b>	7.375% 06/01/16	320,000	330,800
<b>Amscan Holdings, Inc.</b>	8.750% 05/01/14	385,000	379,225
<b>Jarden Corp.</b>	7.500% 05/01/17	425,000	430,844
<b>Jostens IH Corp.</b>	7.625% 10/01/12	345,000	353,625
			1,494,494
Household Products/Wares Total			1,494,494
<b>Pharmaceuticals</b>	<b>2.9%</b>		

**Medical-Drugs 1.5%**

Edgar Filing: COLONIAL INTERMEDIATE HIGH INCOME FUND - Form N-Q

<b>Elan Finance PLC</b>	8.875% 12/01/13(a)	500,000	507,500
<b>Rotavax LLC</b>	10.620% 10/15/14(e)	259,572	262,817
<b>Warner Chilcott Corp.</b>	8.750% 02/01/15	401,000	418,042
			1,188,359
<b>Medical-Generic Drugs</b>	<b>0.8%</b>		

Edgar Filing: COLONIAL INTERMEDIATE HIGH INCOME FUND - Form N-Q

<b>Mylan Laboratories, Inc.</b>			
	6.375% 08/15/15	640,000	638,400
			638,400



**CONSUMER NON-CYCLICAL (continued)**

**Pharmaceuticals (continued)**



**Pharmacy Services** 0.3%



**Omnicare, Inc.**



Edgar Filing: COLONIAL INTERMEDIATE HIGH INCOME FUND - Form N-Q

	6.750% 12/15/13	220,000	217,800
<b>Vitamins &amp; Nutrition Products</b>	<b>0.3%</b>		217,800

Edgar Filing: COLONIAL INTERMEDIATE HIGH INCOME FUND - Form N-Q

<b>NBTY, Inc.</b>			
	7.125% 10/01/15	265,000	265,663
			265,663
Pharmaceuticals Total			2,310,222
	CONSUMER NON-CYCLICAL TOTAL		15,136,739

**ENERGY 11.9%**

**Coal 1.3%**



**Coal 1.3%**

Edgar Filing: COLONIAL INTERMEDIATE HIGH INCOME FUND - Form N-Q

<b>Arch Western Finance LLC</b>			
	6.750% 07/01/13	395,000	388,087
<b>Massey Energy Co.</b>			
	6.875% 12/15/13	435,000	417,600
<b>Peabody Energy Corp.</b>			
	7.375% 11/01/16	180,000	188,100
			993,787
Coal Total			993,787
<b>Oil &amp; Gas</b>	<b>5.2%</b>		

**Oil & Gas Drilling** 0.3%

Edgar Filing: COLONIAL INTERMEDIATE HIGH INCOME FUND - Form N-Q

<b>Pride International, Inc.</b>			
	7.375% 07/15/14	220,000	225,500
			225,500
<b>Oil Companies-Exploration &amp; Production</b>	<b>4.5%</b>		



Edgar Filing: COLONIAL INTERMEDIATE HIGH INCOME FUND - Form N-Q

<b>Chesapeake Energy Corp.</b>			
	6.375% 06/15/15	270,000	267,975
	7.500% 06/15/14	370,000	387,575
<b>Compton Petroleum Corp.</b>			
	7.625% 12/01/13	355,000	347,900
<b>El Paso Production Holding Co.</b>			
	7.750% 06/01/13	385,000	402,325
<b>Forest Oil Corp.</b>			
	8.000% 12/15/11	220,000	229,350
<b>Magnum Hunter Resources, Inc.</b>			
	9.600% 03/15/12	283,000	296,796
<b>Newfield Exploration Co.</b>			
	6.625% 04/15/16	255,000	253,725



**ENERGY (continued)**  
**Oil & Gas (continued)**



**Oil Companies-Exploration & Production**  
(continued)

Edgar Filing: COLONIAL INTERMEDIATE HIGH INCOME FUND - Form N-Q

<b>OPTI Canada, Inc.</b>	8.250% 12/15/14(a)	325,000	336,375
<b>PetroHawk Energy Corp.</b>	9.125% 07/15/13	375,000	398,437
<b>Pogo Producing Co.</b>	6.625% 03/15/15	295,000	286,888
<b>Quicksilver Resources, Inc.</b>	7.125% 04/01/16	325,000	318,500
			3,525,846
<b>Oil Refining &amp; Marketing</b>	<b>0.4%</b>		

<b>Tesoro Corp.</b>			
	6.625% 11/01/15	345,000	348,450
			348,450
Oil & Gas Total			4,099,796
<b>Oil &amp; Gas Services</b>	<b>0.3%</b>		

**Seismic Data Collection** 0.3%

<b>Seitel, Inc.</b>			
	9.750% 02/15/14(a)	220,000	223,300
			223,300
Oil & Gas Services Total			223,300
<b>Pipelines</b>	<b>5.1%</b>		



**Pipelines** 5.1%

Edgar Filing: COLONIAL INTERMEDIATE HIGH INCOME FUND - Form N-Q

<b>Atlas Pipeline Partners LP</b>	8.125% 12/15/15	255,000	263,288
<b>Colorado Interstate Gas Co.</b>	6.800% 11/15/15	460,000	491,920
<b>El Paso Performance-Linked Trust</b>	7.750% 07/15/11(a)	210,000	223,125
<b>MarkWest Energy Partners LP</b>	6.875% 11/01/14	315,000	304,763
	8.500% 07/15/16	150,000	155,625
<b>Sonat, Inc.</b>	7.625% 07/15/11	1,160,000	1,241,200

	Par (\$)	Value (\$)
<b>Corporate Fixed-Income Bonds &amp; Notes</b> <b>(continued)</b>		

**ENERGY (continued)**  
**Pipelines (continued)**



**Pipelines (continued)**

Edgar Filing: COLONIAL INTERMEDIATE HIGH INCOME FUND - Form N-Q

<b>Williams Companies, Inc.</b>			
	6.375% 10/01/10(a)	935,000	947,856
	7.750% 06/15/31	215,000	228,975
	8.125% 03/15/12	140,000	151,900
			4,008,652
Pipelines Total			4,008,652
		ENERGY TOTAL	9,325,535

**FINANCIALS** 5.9%

**Diversified Financial Services** 4.8%



**Finance-Auto Loans 3.8%**



Edgar Filing: COLONIAL INTERMEDIATE HIGH INCOME FUND - Form N-Q

<b>Ford Motor Credit Co.</b>			
	7.375% 02/01/11	505,000	502,153
	8.000% 12/15/16	345,000	340,574
	9.875% 08/10/11	560,000	604,217
<b>General Motors Acceptance Corp.</b>			
	6.875% 09/15/11	770,000	779,242
	8.000% 11/01/31	665,000	