

COLONIAL INSURED MUNICIPAL FUND
Form N-Q
April 28, 2006

**UNITED STATES
SECURITIES AND EXCHANGE COMMISSION
Washington, D.C. 20549**

OMB APPROVAL
OMB Number: 3235-0578
Expires: February 28, 2006
Estimated average burden hours per
response.....20.00

FORM N-Q

**QUARTERLY SCHEDULE OF PORTFOLIO HOLDINGS OF REGISTERED
MANAGEMENT INVESTMENT COMPANY**

Investment Company Act file number 811-9533

Colonial Insured Municipal Fund
(Exact name of registrant as specified in charter)

One Financial Center, Boston, Massachusetts
(Address of principal executive offices)

02111
(Zip code)

James R. Bordewick, Jr., Esq.

Columbia Management Advisors, LLC

One Financial Center

Boston, MA 02111
(Name and address of agent for service)

Registrant's telephone number, including area code: 1-617-426-3750

Date of fiscal year end: 11/30/06

Date of reporting period: 2/28/06

Item 1. Schedule of Investments.

INVESTMENT PORTFOLIO

February 28, 2006 (Unaudited)

Colonial Insured Municipal Fund

| | | Par (\$) | Value (\$)* |
|------------------------|---------------|----------|-------------|
| Municipal Bonds | 155.0% | | |
| | | | |

EDUCATION 5.8%

Education 2.4%



Edgar Filing: COLONIAL INSURED MUNICIPAL FUND - Form N-Q

AR University Revenue

| | | | |
|--|---|-----------------|-----------|
| | Construction UAMS Campus, Series 2004 B, Insured: MBIA 5.000% 11/01/28 | 1,475,000 | 1,556,671 |
| | | Education Total | 1,556,671 |

Student Loan 3.4%

Edgar Filing: COLONIAL INSURED MUNICIPAL FUND - Form N-Q

MT Higher Education Student Assistance Corp.

| | | |
|---------------------|-----------|-----------|
| Series 1999 B, AMT, | | |
| 6.400% 12/01/32 | 2,000,000 | 2,129,300 |
| Student Loan Total | | 2,129,300 |
| EDUCATION TOTAL | | 3,685,971 |

HEALTH CARE 10.1%

Continuing Care Retirement 1.8%



Edgar Filing: COLONIAL INSURED MUNICIPAL FUND - Form N-Q

| | | | |
|--|--|----------------------------------|-----------|
| NY Dormitory Authority | | | |
| | Miriam Osborn Memorial Home, Series 2000 B, Insured: ACA | | |
| | 6.875% 07/01/19 | 500,000 | 561,955 |
| NY Suffolk County Industrial Development Agency | | | |
| | Jefferson Ferry, Series 1999 A, 7.200% 11/01/19 | | |
| | | 550,000 | 592,059 |
| | | Continuing Care Retirement Total | |
| | | | 1,154,014 |
| Health Services | 3.5% | | |

Edgar Filing: COLONIAL INSURED MUNICIPAL FUND - Form N-Q

WI Health & Educational Facilities Authority

Marshfield Clinic,
Series 1999,
Insured: RAD
6.250% 02/15/29

2,000,000

2,175,900

Health Services Total

2,175,900

Hospitals 4.8%


Edgar Filing: COLONIAL INSURED MUNICIPAL FUND - Form N-Q

| | | | |
|---|--|-----------|-----------|
| CO Health Facilities Authority | | | |
| | Parkview Medical Center, Inc., Series 2001, | | |
| | 6.600% 09/01/25 | 400,000 | 441,152 |
| NV Henderson Healthcare Facility Revenue | | | |
| | Catholic West, Series 1999 A, | | |
| | 6.750% 07/01/20 | 60,000 | 66,410 |
| OK Industrial Authority Revenue | | | |
| | Health Systems Obligation Group, Series A, | | |
| | Insured: MBIA 5.750% 08/15/29 | 1,155,000 | 1,234,464 |

| Municipal Bonds (continued) | Par (\$) | Value (\$) |
|-----------------------------|----------|------------|
| [Redacted content] | | |

HEALTH CARE (continued)

Hospitals (continued)



Edgar Filing: COLONIAL INSURED MUNICIPAL FUND - Form N-Q

| | | | |
|---|--|-----------|-----------|
| WA Health Care Facilities Authority | | | |
| | Kadlec Medical Center, Series 2001, Insured: RAD | | |
| | 5.875% 12/01/21 | 300,000 | 322,653 |
| WI State Health & Educational Facilities Authority | | | |
| | Thedacare, Inc. Series 2005, Insured: AMBAC | | |
| | 4.500% 12/15/25 | 1,000,000 | 992,170 |
| Hospitals Total | | | 3,056,849 |
| HEALTH CARE TOTAL | | | 6,386,763 |

HOUSING 5.3%

Assisted Living / Senior 1.1%

Edgar Filing: COLONIAL INSURED MUNICIPAL FUND - Form N-Q

| | | | |
|-----------------------------------|---|---------|---------|
| DE Kent County | | | |
| | Heritage at Dover, Series 1999, AMT, 7.625% 01/01/30 | 235,000 | 215,293 |
| NC Medical Care Commission | | | |
| | DePaul Community Facilities, Series 1999, 7.625% 11/01/29 | 475,000 | 498,769 |
| Assisted Living / Senior Total | | | 714,062 |
| Multi-Family 0.8% | | | |

Edgar Filing: COLONIAL INSURED MUNICIPAL FUND - Form N-Q

| | | | |
|--|--------------------------------|---------|---------|
| FL Broward County Housing Finance Authority | | | |
| | Chaves Lake Apartment Project, | | |
| | Series 2000 A, AMT, | | |
| | 7.500% 07/01/40 | 250,000 | 260,042 |
| FL Clay County Housing Finance Authority | | | |
| | Madison Commons Apartments, | | |
| | Series 2000 A, AMT, | | |
| | 7.450% 07/01/40 | 245,000 | 247,051 |
| Multi-Family Total | | | 507,093 |
| Single-Family 3.4% | | | |

Edgar Filing: COLONIAL INSURED MUNICIPAL FUND - Form N-Q

| | | | |
|---|--------------------------------------|-----------|-----------|
| AK Housing Finance Corp., | Series 1999 A-1, Insured: FHA | | |
| | 6.150% 06/01/39 | 1,575,000 | 1,645,702 |
| CA Rural Home Mortgage Finance Authority | Series 1998 A, AMT, Insurer: GNMA | | |
| | 6.350% 12/01/29 | 85,000 | 85,476 |

| Municipal Bonds (continued) | Par (\$) | Value (\$) |
|-----------------------------|----------|------------|
| [Redacted content] | | |

HOUSING (continued)
Single-Family (continued)



Edgar Filing: COLONIAL INSURED MUNICIPAL FUND - Form N-Q

| CO Housing Finance Authority | | | |
|-------------------------------------|-----------------------|---------|------------------|
| | Series 2000 B-2, AMT, | | |
| | 7.250% 10/01/31 | 80,000 | 82,921 |
| OK Housing Finance Agency | | | |
| | Series 2000 C-2, AMT, | | |
| | 7.550% 09/01/28 | 310,000 | 315,062 |
| Single-Family Total | | | 2,129,161 |
| HOUSING TOTAL | | | 3,350,316 |

INDUSTRIALS 3.2%


Oil & Gas 3.2%



Edgar Filing: COLONIAL INSURED MUNICIPAL FUND - Form N-Q

| NV Clark County Industrial Development Authority | | | |
|---|---|-----------|-----------|
| | Southwest Gas Corp., Series 2005 A, AMT, Insured: AMBAC | | |
| | 4.850% 10/01/35 | 2,000,000 | 2,024,400 |
| Oil & Gas Total | | | 2,024,400 |
| INDUSTRIALS TOTAL | | | 2,024,400 |

OTHER 6.8%
Other 3.4%



Edgar Filing: COLONIAL INSURED MUNICIPAL FUND - Form N-Q

| | | | |
|--|-----------------|-----------|-----------|
| AL Incentives Financing Authority | | | |
| | Series 1999 A, | | |
| | Insured: AMBAC | | |
| | 6.000% 10/01/29 | 2,000,000 | 2,194,060 |
| Other Total | | | 2,194,060 |
| Pool / Bond Bank | 1.7% | | |

Edgar Filing: COLONIAL INSURED MUNICIPAL FUND - Form N-Q


| | | | |
|--------------------------------|-----------------|-----------|-----------|
| UT Water Finance Agency | | | |
| | Series 2002 B, | | |
| | Insured: AMBAC | | |
| | 5.125% 07/01/23 | 1,000,000 | 1,066,450 |
| Pool / Bond Bank Total | | | 1,066,450 |
| Refunded / Escrowed(a) | 1.7% | | |

Edgar Filing: COLONIAL INSURED MUNICIPAL FUND - Form N-Q

| | | | |
|---|--|---------|-----------|
| NV Henderson Healthcare Facility | | | |
| Revenue | | | |
| | Catholic West, Series 1999 A, Pre-refunded 07/01/10, | | |
| | 6.750% 07/01/20 | 440,000 | 497,662 |
| WV Hospital Finance Authority | | | |
| | Charleston Area Medical Center, Series 2000 A, Pre-refunded 09/01/10, | | |
| | 6.750% 09/01/30 | 500,000 | 569,330 |
| Refunded / Escrowed Total | | | 1,066,992 |
| OTHER TOTAL | | | 4,327,502 |

| Municipal Bonds (continued) | Par (\$) | Value (\$) |
|------------------------------------|-----------------|-------------------|
| [Redacted content] | | |

OTHER (continued)



RESOURCE RECOVERY 1.2%

Disposal 1.2%



**CA Salinas Valley Solid Waste
Authority**

| | | | |
|-------------------------|--|---------|---------|
| | Series 2002, AMT, Insured: AMBAC 5.125% 08/01/22 | 750,000 | 781,822 |
| Disposal Total | | | 781,822 |
| RESOURCE RECOVERY TOTAL | | | 781,822 |

TAX-BACKED 59.1%
Local Appropriated 4.1%



Edgar Filing: COLONIAL INSURED MUNICIPAL FUND - Form N-Q

| | | | |
|--|--|-----------|-----------|
| IL Chicago Park District | | | |
| | Series 2004 A, Insured: AMBAC | | |
| | 5.000% 01/01/25 | 1,000,000 | 1,054,310 |
| IN Carmel Industrial School Building Corp., | | | |
| | First Mortgage, Series 2003, Insured: MBIA | | |
| | 5.000% 07/15/22 | 1,000,000 | 1,057,460 |
| OK Grady County Correctional Facilities | | | |
| | Series 1999, Insured: MBIA | | |
| | 6.000% 11/01/29 | 500,000 | 513,640 |
| Local Appropriated Total | | | 2,625,410 |
| Local General Obligations 14.6% | | | |


Edgar Filing: COLONIAL INSURED MUNICIPAL FUND - Form N-Q

| | | | |
|---|---------------------------------|-----------|---------|
| CA Centinela Valley Union High School District | Series 2002 A, Insured: MBIA | | |
| | 5.250% 02/01/22 | 730,000 | 830,207 |
| CA Empire Unified School District No. 1987-1-A | Series 2002, Insured: AMBAC | | |
| | (b) 10/01/18 | 1,665,000 | 972,410 |
| CA Morgan Hill Unified School District | Series 2002, Insured: FGIC | | |
| | (b) 08/01/21 | 1,000,000 | 507,950 |

| Municipal Bonds (continued) | Par (\$) | Value (\$) |
|-----------------------------|----------|------------|
| [Redacted content] | | |

TAX-BACKED (continued)

Local General Obligations (continued)



CA Union Elementary School District

Edgar Filing: COLONIAL INSURED MUNICIPAL FUND - Form N-Q

| | | | |
|--|--|-----------|-----------|
| | Series 1999 A, Insured: FGIC (b) 09/01/16 | 1,400,000 | 907,354 |
| CA Vallejo City Unified School District | | | |
| | Series 2002 A, Insured: MBIA 5.900% 02/01/21 | 500,000 | 604,085 |
| IL Chicago | | | |
| | Series A Insured: FSA 5.000% 01/01/26 | 1,000,000 | 1,057,010 |
| IL Coles & Cumberland Counties Unified School District | | | |
| | Series 2000, Insured: FSA (b) 12/01/14 | 2,080,000 | 1,458,018 |
| MI Detroit City School District | | | |
| | Series 2005 A, Insured: FSA 5.250% 05/01/30 | 1,500,000 | 1,720,200 |
| OR Clackamas County School District Number 007J Lake Oswego | | | |
| | Insured: FSA 5.250% 06/01/25 | 1,000,000 | 1,147,710 |
| Local General Obligations Total | | | 9,204,944 |
| Special Non - Property Tax 26.5% | | | |


Edgar Filing: COLONIAL INSURED MUNICIPAL FUND - Form N-Q

| | | | |
|--|---|-----------|-----------|
| LA Ernest N. Moria Exhibition Hall Authority | Special Tax, Series 2004, Insured: AMBAC | | |
| | 5.000% 07/15/23 | 2,000,000 | 2,097,600 |
| MA Bay Transportation Authority Sales Tax Revenue | Series 2005 B, Insured: MBIA | | |
| | 5.500% 07/01/28 | 1,000,000 | 1,187,170 |
| MI Trunk Line Department of Treasury | Series 2004, Insured: FSA | | |
| | 5.250% 11/01/21 | 1,000,000 | 1,140,700 |
| NJ Economic Development Authority | Motor Vehicle Revenue, Series 2004 A, Insured: MBIA | | |
| | 5.250% 07/01/26(c) | 2,000,000 | 2,291,160 |
| NM County of Bernalillo | Gross Receipts, Series 2005, Insured: AMBAC | | |
| | 5.250% 10/01/26 | 2,000,000 | 2,287,460 |

| Municipal Bonds (continued) | Par (\$) | Value (\$) |
|-----------------------------|----------|------------|
| [Redacted content] | | |

TAX-BACKED (continued)

Special Non-Property Tax (continued)



Edgar Filing: COLONIAL INSURED MUNICIPAL FUND - Form N-Q

| | | | |
|--|---|-----------|------------|
| NY Urban Development Corp. | | | |
| | State Personal Income Tax, Series 2004 A-2, Insured: MBIA | | |
| | 5.500% 03/15/22 | 1,000,000 | 1,167,280 |
| PR Commonwealth of Puerto Rico Highway & Transportation Authority | | | |
| | Series 2002 E, Insured: FSA: | | |
| | 5.500% 07/01/21 | 1,000,000 | 1,165,680 |
| | 5.500% 07/01/23 | 1,000,000 | 1,169,760 |
| | Series 2005 L, Insured: MBIA | | |
| | 5.250% 07/01/35 | 1,000,000 | 1,170,470 |
| PR Commonwealth of Puerto Rico Infrastructure Financing Authority | | | |
| | Insured: AMBAC | | |
| | 5.500% 07/01/23 | 1,500,000 | 1,754,640 |
| | Series 2005 A, Insured: FGIC | | |
| | 5.500% 07/01/24 | 1,125,000 | 1,321,796 |
| Special Non-Property Tax Total | | | 16,753,716 |
| Special Property Tax 4.0% | | | |

Edgar Filing: COLONIAL INSURED MUNICIPAL FUND - Form N-Q

| | | | |
|--|--|-----------|-----------|
| CA Huntington Park Public Financing Authority Revenue | | | |
| | Series 2004, Insured: FSA | | |
| | 5.250% 09/01/19 | 1,190,000 | 1,320,674 |
| CA Pittsburg Redevelopment Agency | | | |
| | Los Medanos Project, Series 1999, Insured: AMBAC | | |
| | (b) 08/01/26 | 2,500,000 | 1,001,350 |
| FL Lexington Oaks Community Development District | | | |
| | Series 2000 A, 7.200% 05/01/30 | 185,000 | 191,884 |
| Special Property Tax Total | | | 2,513,908 |
| State Appropriated 5.2% | | | |

Edgar Filing: COLONIAL INSURED MUNICIPAL FUND - Form N-Q

| | | | |
|--|--|-----------|-----------|
| NJ Economic Development Authority | | | |
| | School Facilities Construction, Series 2005 N-1, Insured: FGIC | | |
| | 5.500% 09/01/27 | 1,000,000 | 1,184,500 |
| OK Capital Improvement Authority | | | |
| | Higher Education Projects, Series 2005 F, Insured: AMBAC | | |
| | 5.000% 07/01/30 | 1,000,000 | 1,059,650 |

| Municipal Bonds (continued) | Par (\$) | Value (\$) |
|-----------------------------|----------|------------|
| [Redacted content] | | |

TAX-BACKED (continued)

State Appropriated (continued)



Edgar Filing: COLONIAL INSURED MUNICIPAL FUND - Form N-Q

**PA Commonwealth Financing Authority
Revenue**


| | | | |
|----------------------------------|---------------------------------|-----------|-----------|
| | Series 2005 A, Insured: MBIA | | |
| | 5.000% 06/01/25 | 1,000,000 | 1,065,520 |
| State Appropriated Total | | | 3,309,670 |
| State General Obligations | 4.7% | | |

Edgar Filing: COLONIAL INSURED MUNICIPAL FUND - Form N-Q

| CA State | | | |
|---------------------------------|-----------------|-----------|------------|
| | Series 2002, | | |
| | Insured: AMBAC | | |
| | 6.000% 04/01/16 | 500,000 | 587,340 |
| MA | | | |
| | Series 2004 C, | | |
| | Insured: AMBAC | | |
| | 5.500% 12/01/24 | 2,000,000 | 2,358,040 |
| State General Obligations Total | | | 2,945,380 |
| TAX-BACKED TOTAL | | | 37,353,028 |

TRANSPORTATION 34.4%

Air Transportation 6.8%



Edgar Filing: COLONIAL INSURED MUNICIPAL FUND - Form N-Q

| | | | |
|---|---|-----------|-----------|
| FL Miami-Dade County Industrial Development Authority | | | |
| | Airis Miami II, LLC, Series 1999 A, AMT, Insured: AMBAC | | |
| | 6.000% 10/15/25 | 1,000,000 | 1,082,270 |
| MA Port Authority | | | |
| | US Airways, Inc., Series 1999, AMT, Insured: MBIA | | |
| | 6.000% 09/01/21 | 2,500,000 | 2,612,850 |
| MN Minneapolis & St. Paul Metropolitan Airports Commission | | | |
| | Northwest Airlines, Inc., Series 2001 A, AMT, | | |
| | 7.000% 04/01/25(d) | 250,000 | 168,992 |
| NC Charlotte Douglas International Airport | | | |
| | US Airways, Inc.,: Series 1998, AMT, | | |
| | 5.600% 07/01/27 | 200,000 | 159,888 |
| | Series 2000, AMT, 7.750% 02/01/28 | 250,000 | 252,225 |
| Air Transportation Total | | | 4,276,225 |
| Airports 12.0% | | | |

Edgar Filing: COLONIAL INSURED MUNICIPAL FUND - Form N-Q

**DC Metropolitan Washington Airports
Authority**

| | | | |
|--|--------------------------------------|-----------|-----------|
| | Series 2003 A, AMT, Insured: FGIC | | |
| | 5.500% 10/01/19 | 1,000,000 | 1,086,430 |

| Municipal Bonds (continued) | Par (\$) | Value (\$) |
|-----------------------------|----------|------------|
| [Redacted content] | | |

TRANSPORTATION (continued)

Airports (continued)



Edgar Filing: COLONIAL INSURED MUNICIPAL FUND - Form N-Q

| | | | |
|---|--|-----------|-----------|
| IN Indianapolis Local Public Improvement Bond Bank | | | |
| | Airport Authority Project, Series 2005 B, AMT, Insured: MBIA | | |
| | 5.250% 01/01/29 | 1,000,000 | 1,054,160 |
| MO St. Louis Airport Revenue | | | |
| | Lambert-St. Louis International Airport, Series 2005, Insured: MBIA | | |
| | 5.500% 07/01/27 | 1,000,000 | 1,177,290 |
| NY Niagara Frontier Transportation Authority | | | |
| | Series 1999 A, AMT, Insured: MBIA | | |
| | 5.625% 04/01/29 | 1,000,000 | 1,058,320 |
| TN Memphis-Shelby County Airport Authority | | | |
| | Series 1999 D, AMT, Insured: AMBAC | | |
| | 6.000% 03/01/24 | 3,000,000 | 3,236,520 |
| Airports Total | | | 7,612,720 |

Ports 3.1%

**TX Harris County Port of Houston
Authority**

| | | | |
|------------------------|---------------------------------|-----------|-----------|
| | Series 2005 B, Insured: MBIA | | |
| | 4.125% 10/01/23 | 2,000,000 | 1,943,800 |
| Ports Total | | | 1,943,800 |
| Toll Facilities | 7.9% | | |


Edgar Filing: COLONIAL INSURED MUNICIPAL FUND - Form N-Q

| | | | |
|--|---|-----------|------------------|
| CO Northwest Parkway Public Highway Authority | | | |
| | Series 2001 D, 7.125% 06/15/41 | 200,000 | 188,332 |
| NY Thruway Authority | | | |
| | Second General Highway & Bridge Trust Fund: Series 2005 A, Insured: MBIA | | |
| | 5.000% 04/01/24 | 1,000,000 | 1,064,570 |
| | Series 2005 B, Insured: AMBAC | | |
| | 5.500% 04/01/20 | 1,000,000 | 1,163,880 |
| NY Triborough Bridge & Tunnel Authority | | | |
| | Series 2002, Insured: MBIA | | |
| | 5.500% 11/15/20 | 1,200,000 | 1,400,112 |
| PA Turnpike Commission Registration Fee Revenue | | | |
| | Series 2005 A, Insured: FSA | | |
| | 5.250% 07/15/25 | 1,000,000 | 1,146,890 |
| Toll Facilities Total | | | 4,963,784 |

Municipal Bonds (continued)

Par (\$)

Value (\$)



TRANSPORTATION (continued)
Toll Facilities (continued)



Transportation 4.6%

Edgar Filing: COLONIAL INSURED MUNICIPAL FUND - Form N-Q

| | | | |
|--|---|-----------|------------|
| IN Transportation Finance Authority Highway Revenue | | | |
| | Series 2004 A, Insured: FGIC | | |
| | 5.250% 06/01/20 | 1,000,000 | 1,088,580 |
| NV Department of Business & Industry | | | |
| | Las Vegas Monorail Project, Series 2000, | | |
| | 7.375% 01/01/40 | 250,000 | 258,713 |
| NY Metropolitan Transportation Authority | | | |
| | Series 2002 A, Insured: FSA | | |
| | 5.000% 11/15/30 | 1,500,000 | 1,583,310 |
| Transportation Total | | | 2,930,603 |
| TRANSPORTATION TOTAL | | | 21,727,132 |

UTILITIES 29.1%

Independent Power Producers 0.5%

Edgar Filing: COLONIAL INSURED MUNICIPAL FUND - Form N-Q

| | | | |
|---|--|---------|---------|
| PR Commonwealth of Puerto Rico Industrial, Tourist, Educational, Medical & Environmental Cogeneration Facilities | | | |
| | AES Project, Series 2000, AMT, 6.625% 06/01/26 | 295,000 | 320,804 |
| Independent Power Producers Total | | | 320,804 |
| Investor Owned | 11.5% | | |


Edgar Filing: COLONIAL INSURED MUNICIPAL FUND - Form N-Q

| | | | |
|--|-------------------------------------|-----------|-----------|
| CA Pollution Control Financing Authority | | | |
| | San Diego Gas & Electric Co., | | |
| | Series 1991 A, AMT, | | |
| | 6.800% 06/01/15 | 500,000 | 589,030 |
| CO Adams County | | | |
| | Public Service Co., | | |
| | Series 2005 A, | | |
| | Insured: MBIA | | |
| | 4.375% 09/01/17 | 1,000,000 | 1,019,340 |
| HI Department of Budget & Finance | | | |
| | Hawaiian Electric Co., | | |
| | Series 1999 C, AMT, | | |
| | Insured: AMBAC | | |
| | 6.200% 11/01/29 | 2,000,000 | 2,179,760 |
| KY Boone County Pollution Control Revenue | | | |
| | Collateral Dayton Power & Light Co. | | |
| | Series 2005 A, | | |
| | Insured: FGIC | | |
| | 4.700% 01/01/28 | 1,000,000 | 1,014,450 |

| Municipal Bonds (continued) | Par (\$) | Value (\$) |
|-----------------------------|----------|------------|
| [Redacted content] | | |

UTILITIES (continued)

Investor Owned (continued)



Edgar Filing: COLONIAL INSURED MUNICIPAL FUND - Form N-Q

| TX Brazos River Authority | | | |
|----------------------------------|---|-----------|-----------|
| | Houston Industries, Inc., Series 1998 A, Insured: AMBAC | | |
| | 5.125% 05/01/19 | 2,100,000 | 2,199,897 |
| | TXU Energy Co., LLC, Series 2003 C, AMT, | | |
| | 6.750% 10/01/38 | 215,000 | 238,338 |
| Investor Owned Total | | | 7,240,815 |
| Joint Power Authority | 1.7% | | |

Edgar Filing: COLONIAL INSURED MUNICIPAL FUND - Form N-Q

| | | | |
|--|---|-----------|-----------|
| SC State Public Service Authority | | | |
| | Santee Cooper, Series 2006 A, Insured: MBIA | | |
| | 5.000% 01/01/29 | 1,000,000 | 1,060,580 |
| Joint Power Authority Total | | | 1,060,580 |
| Municipal Electric 4.3% | | | |

Edgar Filing: COLONIAL INSURED MUNICIPAL FUND - Form N-Q

| | | | |
|--|---|-----------|-----------|
| CA Department of Water Resources | | | |
| | Power Supply Revenue Bonds, Series 2002 A, Insured: AMBAC | | |
| | 5.500% 05/01/14 | 1,000,000 | 1,108,810 |
| TX Lower Colorado River Authority | | | |
| | Series 1999 A, Insured: AMBAC | | |
| | 5.500% 05/15/21 | 1,500,000 | 1,596,225 |
| Municipal Electric Total | | | 2,705,035 |
| Water & Sewer 11.1% | | | |

Edgar Filing: COLONIAL INSURED MUNICIPAL FUND - Form N-Q

| | | | |
|---|----------------------------------|-----------|-----------|
| AZ Water System Revenue | | | |
| | Phoenix Civic Improvement Corp., | | |
| | Series 2001, | | |
| | Insured: FGIC | | |
| | 5.500% 07/01/21 | 1,000,000 | 1,166,930 |
| FL Tallahassee Consolidated Utilities System | | | |
| | Series 2001, | | |
| | Insured: FGIC | | |
| | 5.500% 10/01/19 | 1,360,000 | 1,575,342 |
| TX Corpus Christi Utility System Revenue | | | |
| | Series 2005 A, | | |
| | Insured: AMBAC | | |
| | 5.000% 07/15/22 | 2,000,000 | 2,127,700 |
| TX Houston Utility System Revenue | | | |
| | Series 2004 A, | | |
| | Insured: FSA | | |
| | 5.250% 05/15/20 | 2,000,000 | 2,174,900 |

| Municipal Bonds (continued) | Par (\$) | Value (\$) |
|------------------------------------|-----------------|-------------------|
| [Redacted content] | | |

UTILITIES (continued)

Water & Sewer (continued)



| | |
|---------------------|------------|
| Water & Sewer Total | 7,044,872 |
| UTILITIES TOTAL | 18,372,106 |

**Total Municipal Bonds (cost
of \$92,801,083)**

Shares

Municipal Preferred Stocks 0.8%


HOUSING 0.8%
Multi-Family 0.8%

| Charter Mac Equity Issue Trust | | | |
|--------------------------------|--------------------|---------|---------|
| | AMT, | | |
| | 7.100% 06/30/09(e) | 500,000 | 542,585 |
| Multi-Family Total | | | 542,585 |
| HOUSING TOTAL | | | 542,585 |

**Total Municipal Preferred
Stocks (cost of \$500,000)**

542,585

Investment Company 0.0%



| | | |
|--|----|-----------|
| Dreyfus Tax-Exempt Cash Management Fund | 95 | 95 |
| Total Investment Company (cost of \$95) | | 95 |

| Short-Term Obligations | 1.4% | Par (\$) |
|------------------------|------|----------|
| | | |

Edgar Filing: COLONIAL INSURED MUNICIPAL FUND - Form N-Q

| VARIABLE RATE DEMAND NOTES (f) 1.4% | | | |
|--|--|---------|---------|
| IN Health Facility Financing Authority | | | |
| | Fayette Memorial Hospital Association, Inc., | | |
| | Series 2002 A, | | |
| | LOC: US Bank N.A. | | |
| | 2.820% 10/01/32 | 100,000 | 100,000 |
| KY Shelby County Lease | | | |
| | Series 2004 A, | | |
| | LOC: U.S. Bank N.A. | | |
| | 2.780% 09/01/34 | 100,000 | 100,000 |
| MO Chesterfield Industrial Development Authority Educational Facilities | | | |
| | Gateway Academy Inc., | | |
| | Series 2003, | | |
| | LOC: US Bank NA | | |
| | 2.820% 01/01/28 | 100,000 | 100,000 |
| MS Jackson County Pollution Control Revenue | | | |
| | Chevron Corp., | | |
| | Series 1993, | | |
| | 2.800% 06/01/23 | 200,000 | 200,000 |

| Short-Term Obligations (continued) | Par (\$) | Value (\$) |
|---|-----------------|-------------------|
| [Redacted content] | | |

Edgar Filing: COLONIAL INSURED MUNICIPAL FUND - Form N-Q

VARIABLE RATE DEMAND NOTES (f) (continued)

| SD Lawrence County Pollution Control Revenue | | | |
|---|---------------------------|---------|----------------|
| | Homestake Mining Co. | | |
| | Series 1997 B, | | |
| | LOC: Chase Manhattan Bank | | |
| | 2.800% 07/01/32 | 100,000 | 100,000 |
| WY Lincoln County Pollution Control Revenue | | | |
| | Exxon Mobil Corp., | | |
| | Series 2005 | | |
| | 2.690% 11/01/14 | 300,000 | 300,000 |
| VARIABLE RATE DEMAND NOTES TOTAL | | | 900,000 |

Edgar Filing: COLONIAL INSURED MUNICIPAL FUND - Form N-Q

| | | |
|---|--|---------------------|
| Total Short-Term Obligations (cost of \$900,000) | | 900,000 |
| Total Investments 157.2% (cost of \$94,201,178)(g)(h) | | 99,451,720 |
| Auction Preferred Shares Plus Cumulative Unpaid Distributions- (59.0)% | | (37,316,146) |
| Other Assets & Liabilities, Net 57.2% | | 1,109,814 |
| Net Assets 100.0% | | 63,245,388 |
| Notes to Investment Portfolio: | | |

Edgar Filing: COLONIAL INSURED MUNICIPAL FUND - Form N-Q

| | |
|-------|------------------------------------|
| ACA | American Capital Access |
| AMBAC | Ambac Assurance Corp. |
| AMT | Alternative Minimum Tax |
| FGIC | Financial Guaranty Insurance Co. |
| FHA | Federal Housing Administration |
| FSA | Financial Security Assurance, Inc. |
| GNMA | Government National Mortgage Co. |
| LOC | Letter of Credit |
| MBIA | MBIA Insurance Corp. |
| RAD | Radian Asset Assurance |

Item 2. Controls and Procedures.

(a) The registrant's principal executive officer and principal financial officer, based on his evaluation of the registrant's disclosure controls and procedures as of a date within 90 days of the filing of this report, has concluded that such controls and procedures are adequately designed to ensure that information required to be disclosed by the registrant in Form N-Q is accumulated and communicated to the registrant's management, including the principal executive officer and principal financial officer, or persons performing similar functions, as appropriate to allow timely decisions regarding required disclosure.

(b) There were no changes in the registrant's internal control over financial reporting that occurred during the registrant's last fiscal quarter that has materially affected, or is reasonably likely to materially affect, the registrant's internal control over financial reporting.

Item 3. Exhibits.

Certifications pursuant to Rule 30a-2(a) under the Investment Company Act of 1940 (17 CFR 270.30a-2(a)) attached hereto as Exhibit 99.CERT.

SIGNATURES

Pursuant to the requirements of the Securities Exchange Act of 1934 and the Investment Company Act of 1940, the registrant has duly caused this report to be signed on its behalf by the undersigned, thereunto duly authorized.

(registrant) Colonial Insured Municipal Fund

By (Signature and Title) /S/ Christopher L. Wilson
Christopher L. Wilson, President

Date April 26, 2006

Pursuant to the requirements of the Securities Exchange Act of 1934 and the Investment Company Act of 1940, this report has been signed below by the following persons on behalf of the registrant and in the capacities and on the dates indicated.

By (Signature and Title) /S/ Christopher L. Wilson
Christopher L. Wilson, President

Date April 26, 2006

By (Signature and Title) /S/ J. Kevin Connaughton
J. Kevin Connaughton, Treasurer

Date April 26, 2006
